



Using the Memory


Saving and replaying messages

This exercise will teach you how to save messages that you want to use frequently, and how to replay stored messages

To Save a message

1. Enter a word or message.
 2. Select  then 
 3. Screen says **Save? A to Z, or +**
 4. Choose a letter to save it under, and select that letter.
 5. Screen says **Save? Y=OK** Select **Y** to confirm.
 6. The screen will clear automatically.
-



To Replay a message saved in the memory

1. Select 
2. Select any letter under which a memory has been saved. For example: try **H**. *This is a previously stored message.*




Deleting a stored memory

This exercise will teach you how to delete memories stored in the Lightwriter

Previewing stored memories

- a) You can see all the stored memories and abbreviations by selecting 
- b) Select  (fullstop) to show/hide the letter under which the memory is stored.
- c) Scroll through list by selecting **NEXT**
- d) Go back through list by selecting **PREVIOUS**
- e) Select **THIS** to choose current memory.

To delete a stored memory

- a) Use  then **Clear** to clear the screen
- b) Select  then  then letter of memory you want to delete.
- c) Screen says **Save? A to Z, or +** Select **Y**
- d) Screen says **Delete Old? Y=OK** Select **Y** to confirm.
- e) The screen will clear automatically.

This memory is now deleted or reverts to factory setting.