








Deleting a stored abbreviation

This exercise will teach you how to delete messages stored as abbreviations

To preview stored abbreviations

- You can see all the stored memories and abbreviations by selecting 
 - Select  (fullstop) to show/hide the letter code under which the abbreviation is stored.
 - Scroll through list by selecting **NEXT**
 - Go back through list by selecting **PREVIOUS**
 - Select **THIS** to choose current abbreviation.
-

To delete an abbreviation

- Use  then **Clear** to clear the screen
- Enter the abbreviation, e.g. **SLT=**
- Select  then  then  then 
- Screen says **Save? Y=OK** Select **Y** to confirm.
- Screen says **Delete Old? Y=OK** Select **Y** to confirm.

Abbreviation is now deleted!
