

Setting up Extended Text on an SL87

The scan screen can be set to display four lines of small-sized text, two lines of medium-sized text, or one line of large text.

This can be used only in direct selection mode.

It cannot be used at the same time as the *8 Predictions* mode.

It is designed for keyboard users with short-term memory difficulties (several sentences can be viewed on screen at once), or for users with severely impaired vision.











four lines of small text



two lines of medium text



one line of large text

1. Press 
 2. Press  then  then  then  to enter Advanced Setups, and additional setups are now added to setup list.
 3. Press the  key repeatedly to find **Kbd screen** setup.
 4. Change the setting to **Small**, **Medium** or **Large** using  key.
 5. Press 
 6. The system is now ready for use
-